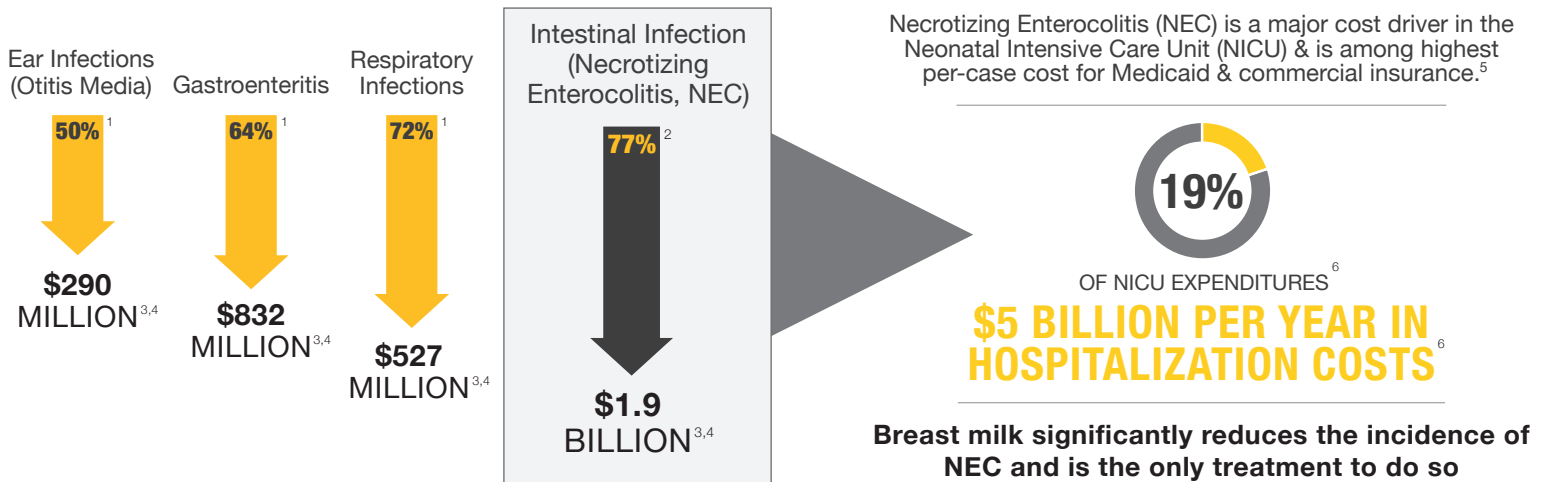


Breastfeeding Support: Low Cost & High Value

Breast Milk Saves Money & Improves Health for Babies & Moms

Breast Milk Reduces Risks of 4 Most Common & Costly Childhood Conditions in the First Year of Life



Breast Milk Saves Health Systems & US Taxpayers Money



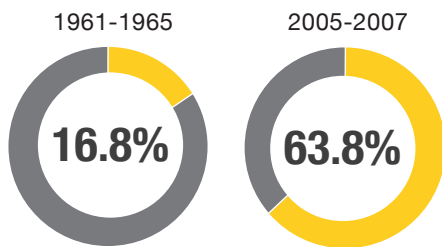
\$1.6 MILLION⁷

PER 100,000 BABIES PER YEAR


Breastfeeding Support: Negligible Impact on Premiums

Cost of Breastfeeding Supplies, Support, & Counseling	14 cents ⁷	Per \$500 typical commercial insurance premium
	20 cents ⁷	Per \$500 expenditure for a Medicaid enrollee

More moms go back to work today than any other time in history⁸

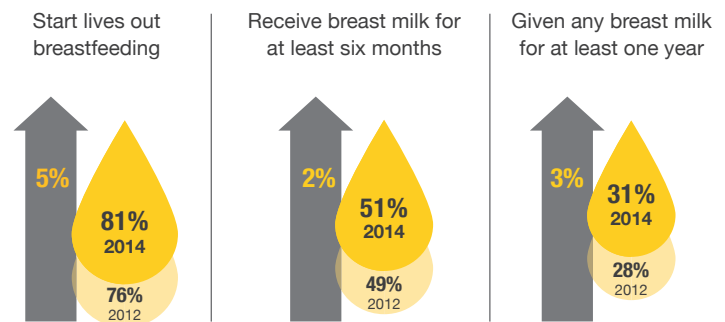


One Day Absences Twice as Often for Formula-Fed compared with Breast Milk Fed Babies⁹



Policies Supporting Breastfeeding are Making a Difference

Change in percent of babies receiving breast milk from **2012 to 2014**^{10,11}



For more information about breastfeeding and education resources, please visit www.medelabreastfeedingus.com.

¹ Pediatrics Vol. 129 No. 3 March 2012 DOI: 10.1542/peds.2011-3552 "Breastfeeding and the Use of Human Milk," p. e829-e832.
² Pediatrics Vol. 129 No. 3 March 2012. DOI: 10.1542/peds.2011-3553.
³ Barwick et al. Suboptimal breastfeeding in the United States: Maternal and pediatric health outcomes and costs. Maternal and Child Nutrition. July 2016.
⁴ Combines premature death, direct medical costs and indirect costs.
⁵ Kornhauser, MD, M., & Schneiderman, MD, R. January 2010. How Plans Can Improve Outcomes and Cut Costs for Preterm Infant Care. Accessed: <https://www.managedcaremag.com/archives/2010/11/how-plans-can-improve-outcomes-and-cut-costs-preterm-infant-care>.
⁶ Bisquera JA, Cooper TR, Berseth CL. (2002). Impact of necrotizing enterocolitis on length of stay and hospital charges in very low birth weight infants. Pediatrics, 109(3), 423-428
⁷ Henry D, Pantely S, and Phillip S. Millman Client Report. Impacts of Breastfeeding Support, Supplies, and Counseling on Health Insurance Premiums and Costs, Version 2, June 8, 2017.
⁸ Bureau of Labor Statistics, U.S. Department of Labor https://www.dol.gov/wbt/first-time_mothers_final_508.pdf
⁹ Comparison of maternal absenteeism and infant illness rates among breast-feeding and formula-feeding women in two corporations. American Journal of Health Promotion 10,2 (1995): 148-153.
¹⁰ Breastfeeding Report Card. Progressing Toward National Breastfeeding Goals. United States, 2016. CDC. Breastfeeding Report Card 2016. <http://www.cdc.gov/breastfeeding/data/reportcard.htm>.
¹¹ Breastfeeding Report Card. Progressing Toward National Breastfeeding Goals. United States, 2013. CDC. Breastfeeding Report Card 2013. <http://www.cdc.gov/breastfeeding/data/reportcard.htm>.

Based on the study performed by Milliman, Inc.

